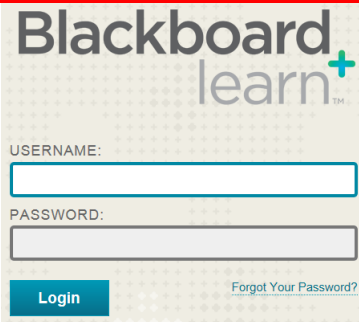


St. Vincent's College - Student Sign Ons

✱ Blackboard Learn - <http://bb.stvincentscollege.edu>



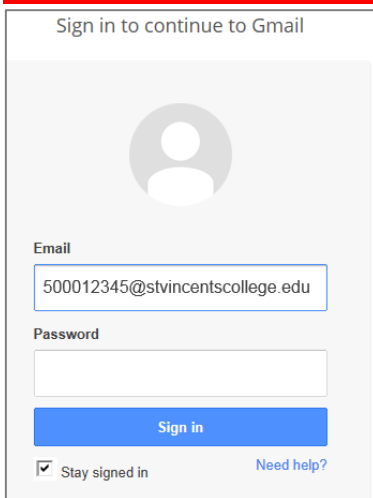
The screenshot shows the Blackboard Learn login interface. At the top left is the 'Blackboard learn+' logo. Below it are two input fields: 'USERNAME:' and 'PASSWORD:'. A blue 'Login' button is positioned below the password field. To the right of the password field is a link that says 'Forgot Your Password?'.

Used for: Online, Hybrid and e-Enhanced courses

Username: your StudentID
(nine digit number starting with 5000_ _ _ _ _ , ex: 500012345)

Password: birthdate in this format: MMDDYYYY (ex: 04021995).
Don't remember it? Use the "Forgot Your Password?" link and information will be emailed to your College Student Email account.

✱ College Student E-Mail - <http://mail.google.com/a/stvincentscollege.edu>



The screenshot shows a Gmail sign-in page for a college account. At the top, it says 'Sign in to continue to Gmail'. Below that is a large grey circle representing a profile picture. Underneath is an 'Email' label and an input field containing '500012345@stvincentscollege.edu'. Below the email field is a 'Password' label and an empty input field. A blue 'Sign in' button is located below the password field. At the bottom left, there is a checked checkbox labeled 'Stay signed in' and a link labeled 'Need help?'.

Used for: Important communications from the staff and faculty at the College, check it regularly! This is your official College email account, information will not be sent to your personal email account.

Email: FirstName.LastName@stvincentscollege.edu
Note: If your name contains a space or suffix it will be removed, if it contains a hyphen (-) or apostrophe (') it will be included

Password: Vincent123

It must be changed the first time you sign on.
Don't remember it? Use the "Need help?" link and an IT Dept staff member will reply to your email.

Note: Setup a new "gmail account" on your smart phone with the information above or use the Forwarding setting to send emails to a personal account in order to receive the messages automatically and timely.

✱ Online Student Services - <https://www.campusanyware.us/student-services/7597>



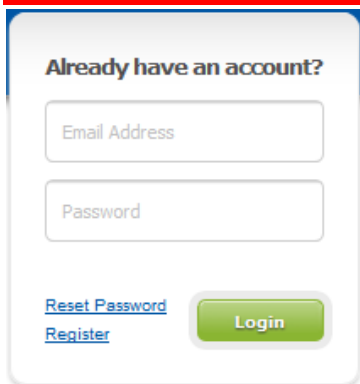
The screenshot shows the Online Student Services login page. It features three input fields: 'Student ID', 'PIN', and a 'Login' button. Below the 'Login' button is a link labeled 'Forgot PIN'.

Used for: Online Registration, Grade Reports, Online Payment, Course Schedules, Unofficial Transcripts and much more

Student ID: nine digit number starting with 5000_ _ _ _ _

PIN: password.
It must be changed the first time you sign on.
Don't remember it? Use the "Forgot PIN" link and it will be emailed to your College Student Email account.

✱ *TMS Payment Plan* - <https://stvincentscollege.afford.com/>



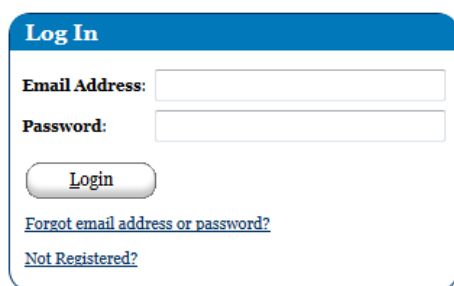
Used for: payment plans administered by Tuition Management Systems

Email Address: College student email account

Password: you select when creating account

Don't remember it? Use the "Reset Password" link.

✱ *TMS Refunds* - <https://stvincentscollegechoice.afford.com/>



Used for: refunds administered by Tuition Management Systems

Email Address: College student email account

Password: you select when creating account

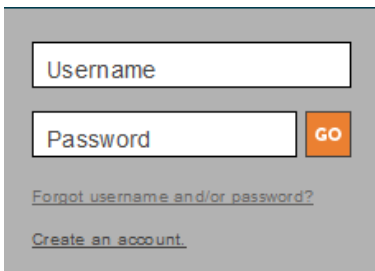
Don't remember it? Use the "Forgot email address or password?" link.

***** IMPORTANT NOTES *****

All links listed here are also available from the College website: www.stvincentscollege.edu on the "Student Logins" page (link found on the bottom of the home page)

If you have any problems please contact the IT Department at 475-210-5954 or ITdept@stvincentscollege.edu.

★ *ATI Nursing Education* – <http://atitesting.com>



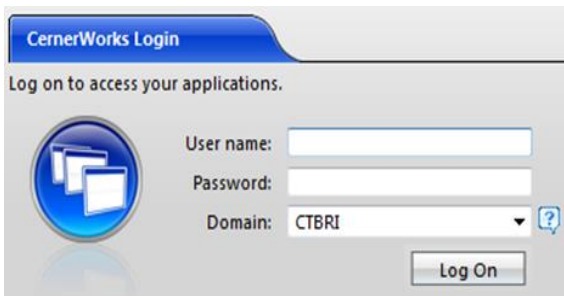
Used for: assessments to prepare students for the NCLEX

Username: you select when creating account

Password: you select when creating account.

Don't remember it? Use the "Forgot username and/or password?" link.

★ *One Chart/Cerner/Enterprise*



Used for: access to patient data during clinical experiences

User name: will be provided by your faculty

Password: will be provided by your faculty

The password must be changed BEFORE signing on for the first time by pressing Ctrl-Alt-Del on the computer and selecting "Change a password". Don't remember it? Call the Service Desk at 475-210-5053.